



Club Health Assessment for District 3231A1 through December 2025

			Status	Membership						Reports				Finance	LCIF	
Club Number	Club Name	Charter Date	Times in Status Quo in Past 2 Years	Current Member Count **	YTD Members Added	YTD Members Dropped	YTD Net Growth% ***	Member Count 1 Year Ago	Dropped Members Avg.Length of Service	Months Since Membership Update	Current Officers Reported ****	Current President Repeated Term	VP Reported *****	Last Date Reported Service (mm/yyyy)	Account Balance	YTD Donations
Clubs less than two years old																
191026	Mumbai Anjuman Educare	11/24/2025	Newly Chartered	27	27	0	100.00%	0		0	Y					
185381	Mumbai Digital Pride	07/13/2025	Active	20	20	0	100.00%	0		3	Y					
185127	Mumbai HWARF NGO	07/14/2025	Active	40	40	0	100.00%	0		1	Y		N			
180543	Mumbai Legacy	02/10/2025	Active	16	1	0	6.67%	0		0	Y	2	N	07/2025		
185456	Mumbai Mahanagar NextGen	07/12/2025	Active	35	36	1	100.00%	0	0	3	Y			10/2025		\$1,000.00
185170	Mumbai Saffron	07/14/2025	Active	20	20	0	100.00%	0		5	Y		N	10/2025		
171923	Mumbai SoBo Youth	06/19/2024	Active	3	3	0	100.00%	2		5	N					
185251	Mumbai Solaris	07/14/2025	Active	18	20	2	100.00%	0	0	1	Y		N			\$60.06
185145	Mumbai Udaan	07/13/2025	Active	13	23	10	100.00%	0	1	1	Y		N	10/2025		
Clubs more than two years old																
50205	BOMBAY ADARSH NAGAR	02/15/1990	Active	14	1	0	7.69%	11		5	Y	4	N	03/2025		
42020	BOMBAY BABULNATH	11/16/1982	Active	35	5	2	9.38%	32	26	0	Y		N	11/2025		\$2,223.64
	Exc Award (06/30/2023)															
54707	BOMBAY BALLARD ESTATE	06/29/1993	Active	11	0	0	0.00%	15		2	Y		R	10/2023		
26127	BOMBAY BOMBAY CENTRAL	11/05/1973	Active	13	0	5	-27.78%	18	23	0	Y		R	08/2025		\$500.47
33474	BOMBAY CHUNABHATTI	03/14/1977	Active	17	2	0	13.33%	17		4	Y	2	R	10/2025		
	Exc Award (06/30/2021)															
41242	BOMBAY CHURCHGATE	04/12/1982	Active	123	6	0	5.13%	129		5	Y		N	09/2025		\$600.57
	Exc Award (06/30/2018, 06/30/2022, 06/30/2023)															
29684	BOMBAY CUFFE PARADE	07/15/1974	Active	44	1	0	2.33%	44		1	Y	2	N	07/2025		\$800.00
	Exc Award (06/30/2016, 06/30/2018, 06/30/2024)															
42609	BOMBAY DHOBI TALAO	04/04/1983	Active	8	2	0	33.33%	6		2	Y	2	N	03/2025		
26131	BOMBAY EAST BOMBAY	11/11/1957	Active	36	1	5	-10.00%	39	20	0	Y		N	12/2025		\$1,887.07
	Exc Award (06/30/2017, 06/30/2018, 06/30/2021)															
57008	BOMBAY GARDEN VIEW	05/31/1995	Active	4	0	0	0.00%	5		5	Y	2	R	07/2025		\$750.70
53571	BOMBAY GATEWAY	08/03/1992	Active(1)	14	0	0	0.00%	14		16	Y		R	11/2025		



Club Health Assessment for District 3231A1 through December 2025

			Status	Membership						Reports				Finance	LCIF	
Club Number	Club Name	Charter Date	Times in Status Quo in Past 2 Years	Current Member Count **	YTD Members Added	YTD Members Dropped	YTD Net Growth% ***	Member Count 1 Year Ago	Dropped Members Avg.Length of Service	Months Since Membership Update	Current Officers Reported ****	Current President Repeated Term	VP Reported *****	Last Date Reported Service (mm/yyyy)	Account Balance	YTD Donations
40475	BOMBAY GIRGAUM	10/05/1981	Active	4	0	0	0.00%	9		6	Y		IP	06/2025		
26123	BOMBAY HOST	02/03/1956	Active	34	1	5	-10.53%	36	5	0	Y			11/2025		\$2,012.24
52034	BOMBAY J J CRESCENT	09/27/1991	Active	74	0	8	-9.76%	93	11	0	Y		N	10/2025		
28214	BOMBAY KHETWADI	03/26/1974	Active	12	1	1	0.00%	14	51	0	Y		N	07/2024		
52581	BOMBAY KINGS CIRCLE	02/26/1992	Active	35	0	0	0.00%	35		6	Y		N	11/2025		
57144	BOMBAY MAHANAGAR	06/28/1995	Active	34	2	0	6.25%	32		3	Y	2	R	10/2025		\$850.09
26137	BOMBAY MAHIM	11/28/1968	Active	15	0	0	0.00%	17		2	Y	2	N	10/2025		
29689	BOMBAY MANDVI EAST	07/15/1974	Active	119	1	7	-4.80%	125	17	0	Y		N	08/2025		\$11.64
30668	BOMBAY MARINE DRIVE	04/30/1975	Cancelled(8*)	0	0	7	-100.00%	7	21	12	N	None		10/2023	90+ Days	
54499	BOMBAY PANCHRATNA	05/24/1993	Active	63	0	9	-12.50%	72	9	0	Y		R	12/2025		\$2,809.81
Exc Award (06/30/2018)																
32044	BOMBAY PAREL	04/05/1976	Active	13	0	0	0.00%	14		4	Y		R	12/2025		
Exc Award (06/30/2018)																
26142	BOMBAY PRARTHANA SAMAJ	12/26/1973	Active	10	0	0	0.00%	10		12	Y		N	10/2025		
Exc Award (06/30/2016, 06/30/2017, 06/30/2018, 06/30/2019, 06/30/2022)																
44780	BOMBAY PYDHONIE	03/07/1985	Active	20	0	0	0.00%	20		5	Y		N	11/2025		\$750.00
53669	BOMBAY QUEENSWAY	09/09/1992	Active	18	0	0	0.00%	19		7	Y	2	N	09/2024		\$3,557.26
Exc Award (06/30/2023)																
26145	BOMBAY SHIVAJI PARK	03/14/1964	Active	44	2	0	4.76%	51		3	Y		N	12/2025		\$1,750.00
26146	BOMBAY SION	10/15/1963	Active	185	58	4	41.22%	136	3	0	Y		N	12/2025		\$12,085.44
Exc Award (06/30/2018, 06/30/2023, 06/30/2024)																
55773	BOMBAY SOUTH HILL	05/31/1994	Active(1)	26	4	9	-16.13%	31	4	1	Y		N	07/2025		\$1,000.93
Exc Award (06/30/2024)																
56054	BOMBAY SOUTHERN HEIGHTS	08/17/1994	Active	5	3	0	150.00%	9		1	Y			07/2025		\$19.46
26148	BOMBAY WADALA	06/08/1968	Active	7	0	0	0.00%	7		2	N	2		07/2025		
26152	BOMBAY WALKESHWAR	02/08/1972	Active	18	2	1	5.88%	19	3	1	Y		N	01/2025		
34140	BYCULLA	06/24/1977	Active	91	3	2	1.11%	93	6	0	Y		N	12/2025		\$4,834.73
Exc Award (06/30/2016, 06/30/2024)																
26166	MUMBAI CITY CENTER	10/26/1971	Active(1)	7	0	0	0.00%	10		6	Y	3		10/2022		



Club Health Assessment for District 3231A1 through December 2025

			Status	Membership					Reports					Finance	LCIF	
Club Number	Club Name	Charter Date	Times in Status Quo in Past 2 Years	Current Member Count **	YTD Members Added	YTD Members Dropped	YTD Net Growth% ***	Member Count 1 Year Ago	Dropped Members Avg.Length of Service	Months Since Membership Update	Current Officers Reported ****	Current President Repeated Term	VP Reported *****	Last Date Reported Service (mm/yyyy)	Account Balance	YTD Donations
151339	Mumbai Dadar Jewels	06/16/2022	Active	94	26	0	38.24%	48		2	Y		N	12/2025		\$1,550.70
144313	Mumbai Elite	12/30/2020	Active	19	1	0	5.56%	24		0	Y		N	11/2025		
132034	Mumbai Midtown	07/09/2017	Active	25	0	1	-3.85%	27	1	1	Y	2	N	08/2025		
134071	Mumbai Millennials	03/21/2018	Active	33	5	0	17.86%	31		5	Y		N	12/2025		\$11.64
59006	MUMBAI NARIMAN POINT	01/10/1997	Active	7	1	0	16.67%	6		1	Y		N	07/2025		
138548	Mumbai New Marine Drive	06/12/2019	Active	11	0	0	0.00%	11		22	N	None		10/2023		
67473	MUMBAI SHANTI DOOT	03/13/2003	Active	18	0	0	0.00%	16		11	Y		N	10/2023		
151262	Mumbai Worli	06/14/2022	Active	10	3	0	42.86%	8		4	Y	3	R	09/2025		\$100.09
33607	PRABHADEVI	03/30/1977	Active	33	23	2	175.00%	12	14	0	Y		N	10/2022		

Clubs Cancelled Previous Fiscal Year – Clubs Cancelled within last 12 months may be reinstated

Club Number	Club Name	Charter Date	Current Status*	Cancellation Date
125418	Mumbai Kutch	08/12/2015	Cancelled(6*)	07/29/2024

Current Total Clubs Count	YTD New Clubs Count	YTD Cancelled Clubs Count	YTD Net Club Gain	Current Total Members Count	YTD Add	YTD Drop	YTD Net Growth	Member Count 12 Months Ago	Average Member Count Per Club	% of Clubs with less than 20 members	% No Officer Report in 12 Months	% of Clubs with balance 90+ days	Number of Clubs in Status Quo	% Status Quo Clubs in Financial Suspension	Number of Cancelled Clubs	Average Cancelled Club Age	Members Lost Due to Cancellation	% of Clubs Cancelled for Non-Financial Reasons
50	7	1	6	1,595	344	81	263	1,374	32	52%	2%	0%	0	0%	1	60	7	0%

* - P - Priority Club. Cancellation Reasons: 1-Objectives/conduct, 2-Non-active club, 5-Non-existing club, 6-Disbanding, 7-Merger, 8-Financial Suspension, 9-District/Multiple District Dues.

** Red denotes below 15 active members.

*** Red denotes 20% + loss.

**** Y - all 3 (President, Secretary, Treasurer) club officers reported, N - not all 3 reported.

***** Abbreviation: N-New, IP-Immediate Past, R-Repeat.



Club Health Assessment for District 3231A2 through December 2025

			Status		Membership					Reports				Finance		LCIF
Club Number	Club Name	Charter Date	Times in Status Quo in Past 2 Years	Current Member Count **	YTD Members Added	YTD Members Dropped	YTD Net Growth% ***	Member Count 1 Year Ago	Dropped Members Avg.Length of Service	Months Since Membership Update	Current Officers Reported ****	Current President Repeated Term	VP Reported *****	Last Date Reported Service (mm/yyyy)	Account Balance	YTD Donations
Clubs less than two years old																
182352	Ambivali Youth	06/20/2025	Cancelled(8*)	0	0	23	-100.00%	0	1	6	N	None			90+ Days	
157746	Kalyan BK Birla College Campus	04/01/2024	Active	28	8	7	3.70%	20	1	3	Y				90+ Days	
180193	Kalyan K M Agrawal College Campus	01/06/2025	Active	20	0	0	0.00%	0		7	Y				90+ Days	
157560	Kalyan LD Sonawane College Campus	02/27/2024	Cancelled(8*)	0	0	25	-100.00%	20	2	6	N	None		09/2024	90+ Days	
187413	Mumbai HK College Campus	09/15/2025	Active	20	20	0	100.00%	0		0	Y		N			
157714	Mumbai Met College Campus	05/16/2024	Cancelled(8*)	0	0	30	-100.00%	20	1	6	N	None			90+ Days	
187112	Mumbai MET Institute of Pharmacy Campus	07/14/2025	Active	20	20	0	100.00%	0		5	Y					
186794	Mumbai Royals	07/10/2025	Active	20	20	0	100.00%	0		5	Y				90+ Days	
186036	Mumbai Virtual Professionals	07/11/2025	Active	19	20	1	100.00%	0	0	1	Y	None			90+ Days	\$100.00
175555	Thakurli Gems	09/03/2024	Cancelled(8*)	0	0	17	-100.00%	21	4	6	N	None		01/2025	90+ Days	
185141	Thane Brahmand	07/10/2025	Status Quo(1)	20	20	0	100.00%	0		5	Y		N		90+ Days	
172153	Thane New Metro City	06/18/2024	Active	32	9	0	39.13%	21		0	Y		N	12/2025		\$50.05
Clubs more than two years old																
26120	AMBERNATH	06/22/1966	Active(1)	12	12	12	0.00%	19	13	0	N			08/2024		
155311	Badlapur	12/21/2023	Cancelled(8*)	0	0	26	-100.00%	20	2	0	N	None		08/2024	90+ Days	
Exc Award (06/30/2025)																
155295	Bhandup	07/26/2023	Active	24	13	0	118.18%	13		4	Y		R	11/2025		\$200.19
26122	BHIWANDI	04/06/1963	Active	78	0	15	-16.13%	101	10	0	Y		N	09/2025		\$1,000.00
Exc Award (06/30/2021)																
61334	BOMBAY CHEMBUR GOLD	12/07/1998	Active	5	0	0	0.00%	5		19	Y	2	R	10/2024		
36843	BOMBAY CHEMBUR WEST	03/26/1979	Active	19	2	1	5.56%	23	43	0	Y		N	12/2024		
48635	BOMBAY GOVANDI	05/25/1988	Active	61	0	8	-11.59%	66	1	2	Y		N	07/2025		\$2,451.35
Exc Award (06/30/2021, 06/30/2025)																
52078	BOMBAY HILL TOP	10/10/1991	Active	46	12	0	35.29%	33		0	Y		N	10/2025		\$1,049.70
Exc Award (06/30/2018, 06/30/2021, 06/30/2024)																
56343	BOMBAY KANJUR MARG	12/28/1994	Active	63	20	0	46.51%	46		0	Y		N	12/2025		\$27,275.37



Club Health Assessment for District 3231A2 through December 2025

			Status	Membership					Reports					Finance		LCIF
Club Number	Club Name	Charter Date	Times in Status Quo in Past 2 Years	Current Member Count **	YTD Members Added	YTD Members Dropped	YTD Net Growth% ***	Member Count 1 Year Ago	Dropped Members Avg.Length of Service	Months Since Membership Update	Current Officers Reported ****	Current President Repeated Term	VP Reported *****	Last Date Reported Service (mm/yyyy)	Account Balance	YTD Donations
Exc Award (06/30/2016, 06/30/2017, 06/30/2019, 06/30/2021, 06/30/2024)			Active	31	1	0	3.33%	32		3	Y		N	10/2025		
26136	BOMBAY KURLA	09/26/1964														
Exc Award (06/30/2021)			Active	65	6	0	10.17%	64		3	Y		N	12/2025		\$500.47
52557	BOMBAY LAKESIDE	02/19/1992														
Exc Award (06/30/2016, 06/30/2017, 06/30/2025)			Active(1)	6	0	3	-33.33%	9	5	0	Y	9	R	07/2023		
50225	BOMBAY MAHUL	02/22/1990														
			Active	239	22	20	0.84%	244	7	0	Y		N	12/2025		\$3,502.52
26139	BOMBAY MULUND	01/31/1964														
Exc Award (06/30/2017, 06/30/2020, 06/30/2022, 06/30/2025)			Active	40	1	2	-2.44%	55	15	0	Y		N	12/2025		\$1,282.77
53933	BOMBAY SARVODAYA NAGAR	12/28/1992														
Exc Award (06/30/2021)			Active	13	0	0	0.00%	22		5	Y		IP	12/2025		
57522	BOMBAY SCIENCE CITY	11/29/1995														
Exc Award (06/30/2019, 06/30/2022)			Active	93	7	4	3.33%	92	5	0	N		N	12/2025		\$1,501.40
50164	BOMBAY UP TOWN	02/06/1990														
Exc Award (06/30/2016, 06/30/2021, 06/30/2025)			Active	62	4	3	1.64%	51	6	0	Y		R	09/2025		
33780	BOMBAY VIDYAVIHAR	04/28/1977														
			Active(1)	45	0	0	0.00%	39		5	Y		N	12/2025		
53846	BOMBAY WEST COAST	11/24/1992														
Exc Award (06/30/2022, 06/30/2024)			Active	88	6	2	4.76%	81	4	1	Y		N	03/2025		
26153	CHEMBUR	06/30/1959														
Exc Award (06/30/2019, 06/30/2020, 06/30/2021, 06/30/2022, 06/30/2023)			Active	20	4	2	11.11%	16	8	2	Y		N	07/2023		
26165	Chembur Central	04/17/1973														
Exc Award (06/30/2016)			Active(1)	23	5	0	27.78%	18		4	Y		N	12/2025		\$100.09
118227	CHEMBUR CROWN	11/01/2012														
			Cancelled(8*)	0	0	23	-100.00%	23	8	0	N	None		08/2025	90+ Days	
147814	Chembur Dafodils	08/04/2021														
			Active	25	0	16	-39.02%	39	6	0	Y		N	04/2025		
111051	CHEMBUR DIAMONDS	05/13/2011														
Exc Award (06/30/2019, 06/30/2021)			Active	19	3	0	18.75%	29		5	N	2	N	09/2025	90+ Days	
122464	Chembur Icon	06/13/2014														
Exc Award (06/30/2023)			Cancelled(8*)	0	0	5	-100.00%	0	3	4	N	None		10/2024	90+ Days	
151736	Chembur Kasturi	09/28/2022														
			Active	4	0	0	0.00%	4		18	Y		R	10/2023		
151890	Chembur Rashtramitra	07/21/2022														



Club Health Assessment for District 3231A2 through December 2025

			Status	Membership						Reports				Finance		LCIF
Club Number	Club Name	Charter Date	Times in Status Quo in Past 2 Years	Current Member Count **	YTD Members Added	YTD Members Dropped	YTD Net Growth% ***	Member Count 1 Year Ago	Dropped Members Avg.Length of Service	Months Since Membership Update	Current Officers Reported ****	Current President Repeated Term	VP Reported *****	Last Date Reported Service (mm/yyyy)	Account Balance	YTD Donations
104614	DOMBIVALI	02/02/2009	Active	53	4	1	6.00%	44	1	0	Y		N	07/2025		\$3.00
139358	Dombivali Palava City	09/12/2019	Active(1)	16	0	4	-20.00%	23	4	4	Y		R	02/2025		\$100.09
26157	GHATKOPAR	03/15/1958	Active	98	0	0	0.00%	97		0	Y		N	08/2025		
Exc Award (06/30/2016, 06/30/2017, 06/30/2018, 06/30/2021)																
127815	Ghatkopar Gold	06/08/2016	Active	4	0	0	0.00%	4		19	Y	3	R	10/2024		
26159	KALYAN	02/27/1958	Active	61	1	1	0.00%	58	20	0	Y		N	07/2025		
Exc Award (06/30/2020, 06/30/2025)																
155274	Kalyan Khadakpada	08/14/2023	Active(1)	11	12	9	37.50%	14	2	3	Y		N	02/2025	90+ Days	
153180	Kalyan Saket Gyanpeeth Campus	12/12/2022	Active(1)	31	0	0	0.00%	18		6	N	None		10/2023	90+ Days	
136939	Kanjurvikroli	12/07/2018	Active	22	1	0	4.76%	27		5	Y	4	N	01/2025		\$500.47
Exc Award (06/30/2020, 06/30/2021)																
141089	Mohone Titwala	03/19/2020	Cancelled(8*)	0	0	36	-100.00%	32	4	0	N	None		09/2024	90+ Days	
Exc Award (06/30/2021, 06/30/2023, 06/30/2024, 06/30/2025)																
88905	MUMBAI GHATKOPAR GALAXY	06/30/2005	Active	30	0	0	0.00%	34		6	Y		N	12/2025		\$100.09
Exc Award (06/30/2022)																
60993	MUMBAI MAJESTIC MULUND	06/30/1998	Active(1)	22	0	1	-4.35%	22	6	4	Y		R	02/2025		
139346	Mumbai Sherwood	07/26/2019	Active(1)	5	0	0	0.00%	0		6	N	None		07/2023	90+ Days	
123812	Mumbai Silver Oak	12/17/2014	Active	14	2	1	7.69%	20	6	2	Y			11/2025		
144079	Mumbai Tilaknagar Chembur	12/27/2020	Cancelled(8*)	0	0	4	-100.00%	13	5	0	N	6		07/2023	90+ Days	
117260	POWAI	06/21/2012	Active(2)	31	3	1	6.90%	22	1	0	Y		N	08/2024		\$550.00
Exc Award (06/30/2021)																
38222	SHAHAPUR	03/06/1980	Cancelled(8*)	0	0	48	-100.00%	48	13	16	N	None		02/2025	90+ Days	
26169	THANE	12/03/1958	Active(2)	6	0	0	0.00%	6		21	Y	2		07/2023		
148986	Thane Bramhala	01/03/2022	Active	37	15	13	5.71%	39	1	0	Y		N	08/2025		\$500.47
120621	Thane Central	10/30/2013	Active	27	0	0	0.00%	25		5	Y		R	12/2025		\$100.09
Exc Award (06/30/2019, 06/30/2022)																
124421	Thane Diamonds	03/13/2015	Cancelled(8*)	0	0	4	-100.00%	4	10	0	N	None		07/2023	90+ Days	
137684	Thane Galaxy	04/02/2019	Active	19	0	0	0.00%	20		6	Y		N	03/2024		
56715	THANE KAUSA	03/28/1995	Cancelled(8*)	0	0	14	-100.00%	14	22	21	N	None		07/2023	90+ Days	



Club Health Assessment for District 3231A2 through December 2025

			Status	Membership						Reports				Finance	LCIF	
Club Number	Club Name	Charter Date	Times in Status Quo in Past 2 Years	Current Member Count **	YTD Members Added	YTD Members Dropped	YTD Net Growth% ***	Member Count 1 Year Ago	Dropped Members Avg.Length of Service	Months Since Membership Update	Current Officers Reported ****	Current President Repeated Term	VP Reported *****	Last Date Reported Service (mm/yyyy)	Account Balance	YTD Donations
47634	THANE KOPRI	06/30/1987	Active	72	4	3	1.41%	70	6	0	Y		N	08/2025		\$600.56
	Exc Award (06/30/2016, 06/30/2018, 06/30/2019, 06/30/2020, 06/30/2021, 06/30/2022)															
51015	THANE NORTH	10/18/1990	Active	163	15	6	5.84%	145	3	0	Y		N	10/2025		
	Exc Award (06/30/2016, 06/30/2018, 06/30/2019, 06/30/2021, 06/30/2022, 06/30/2023, 06/30/2024, 06/30/2025)															\$4,723.47
131807	Thane Oceanic	07/18/2017	Active(1)	18	3	0	20.00%	14		5	Y		N	11/2025		
	Exc Award (06/30/2024)															
29686	THANE PLATINUM	07/15/1974	Active	28	7	0	33.33%	25		0	Y		N	08/2025		
150624	Thane Pokhran	05/18/2022	Active(1)	12	2	1	9.09%	13	3	2	Y		N	12/2025		
146428	Thane Pride	06/01/2021	Active(1)	40	2	0	5.26%	34		4	Y		N	12/2025		\$200.09
	Exc Award (06/30/2024)															
135738	Thane Royals	07/17/2018	Active(1)	13	0	0	0.00%	13		13	Y	2	R	03/2024		
147279	Thane Urban	07/02/2021	Active	23	6	0	35.29%	17		5	Y		N	12/2025		
121853	Thane West	04/11/2014	Active	19	1	0	5.56%	21		4	Y	2	R	12/2025		
107995	ULHASNAGAR	04/07/2010	Cancelled(8*)	0	0	32	-100.00%	29	8	0	N	None		03/2025		90+ Days
	Exc Award (06/30/2021)															
78451	WADA ARTS AND COMMERCE COLLEGE	03/02/2004	Active(2)	14	0	0	0.00%	14		6	Y		N	01/2025		

Clubs Cancelled Previous Fiscal Year – Clubs Cancelled within last 12 months may be reinstated

Club Number	Club Name	Charter Date	Current Status*	Cancellation Date
50990	BOMBAY AMAR MAHAL	10/11/1990	Cancelled(8*)	06/29/2025
151788	Chembur Brilliant	07/19/2022	Cancelled(8*)	06/29/2025
155294	Chembur East	01/29/2024	Cancelled(8*)	12/30/2024
155272	Chembur Platinum	09/26/2023	Cancelled(8*)	09/29/2024
117257	GHATKOPAR PRIDE	06/21/2012	Cancelled(8*)	06/29/2025



Club Health Assessment for District 3231A2 through December 2025

						Status		Membership					Reports				Finance		LCIF
						Times in Status Quo in Past 2 Years		Current Member Count **	YTD Members Added	YTD Members Dropped	YTD Net Growth***	Member Count 1 Year Ago	Dropped Members Avg.Length of Service	Months Since Membership Update	Current Officers Reported ****	Current President Repeated Term	VP Reported *****	Last Date Reported Service (mm/yyyy)	Account Balance
Club Number	Club Name		Charter Date																
Current Total Clubs Count	YTD New Clubs Count	YTD Cancelled Clubs Count	YTD Net Club Gain	Current Total Members Count	YTD Add	YTD Drop	YTD Net Growth	Member Count 12 Months Ago	Average Member Count Per Club	% of Clubs with less than 20 members	% No Officer Report in 12 Months	% of Clubs with balance 90+ days	Number of Clubs in Status Quo	% Status Quo Clubs in Financial Suspension	Number of Cancelled Clubs	Average Cancelled Club Age	Members Lost Due to Cancellation	% of Clubs Cancelled for Non-Financial Reasons	
58	5	13	-8	2,149	313	424	-111	-4.91%	2,225	37	34%	2%	16%	1	100%	13	14	287	-38%

* - P - Priority Club. Cancellation Reasons: 1-Objectives/conduct, 2-Non-active club, 5-Non-existing club, 6-Disbanding, 7-Merger, 8-Financial Suspension, 9-District/Multiple District Dues.

** Red denotes below 15 active members.

*** Red denotes 20% + loss.

**** Y - all 3 (President, Secretary, Treasurer) club officers reported, N - not all 3 reported.

***** Abbreviation: N-New, IP-Immediate Past, R-Repeat.




Club Health Assessment for District 3231A3 through December 2025

			Status	Membership						Reports				Finance	LCIF	
Club Number	Club Name	Charter Date	Times in Status Quo in Past 2 Years	Current Member Count **	YTD Members Added	YTD Members Dropped	YTD Net Growth% ***	Member Count 1 Year Ago	Dropped Members Avg.Length of Service	Months Since Membership Update	Current Officers Reported ****	Current President Repeated Term	VP Reported *****	Last Date Reported Service (mm/yyyy)	Account Balance	YTD Donations
Clubs less than two years old																
180534	Mumbai Adityam Gold	01/27/2025	Active	25	5	0	25.00%	0		1	Y	2	R			
183317	Mumbai Malad Metro	07/09/2025	Active	20	20	0	100.00%	0		5	Y		N			
183292	Mumbai Malad West	07/09/2025	Active	20	20	0	100.00%	0		5	Y		N			
183146	Mumbai Navakar	07/10/2025	Active	25	26	1	100.00%	0	0	0	Y		N	12/2025	90+ Days	
182914	Mumbai Royals	06/20/2025	Active(1)	20	0	0	0.00%	0		2	N	2		10/2025	90+ Days	
182159	Mumbai Shelter	05/09/2025	Active	15	5	9	-21.05%	0	0	0	Y	2	N	10/2025	90+ Days	
180336	Mumbai Sky	01/21/2025	Active	58	8	0	16.00%	0		1	Y	2	R	12/2025		
171321	Mumbai Tech-N-Eco	05/08/2024	Active	21	0	0	0.00%	20		9	Y	3	R			
180421	Mumbai Unity	01/21/2025	Active(1)	18	0	2	-10.00%	0	0	5	Y	2				
183152	Vasai Aayush	07/09/2025	Active(1)	22	22	0	100.00%	0		4	Y		N	11/2025		
185879	Vasai Lakshya	07/12/2025	Active	23	23	0	100.00%	0		0	Y		N			
Clubs more than two years old																
104031	AGASHI	12/01/2008	Active	43	0	0	0.00%	45		6	Y		N	10/2025		
Exc Award (06/30/2016, 06/30/2022)																
37197	BHAYANDAR	05/31/1979	Active	6	0	0	0.00%	5		8	Y	2	N	07/2022		
Exc Award (06/30/2016)																
26124	BOMBAY AAREY	07/07/1971	Active	17	0	0	0.00%	19		6	Y		N	10/2025		
26125	BOMBAY AIRPORT	07/12/1972	Active	51	9	0	21.43%	45		0	Y		N	12/2025		\$116.39
Exc Award (06/30/2016, 06/30/2017, 06/30/2022, 06/30/2024)																
26121	BOMBAY ANDHERI	12/19/1963	Active	53	6	0	12.77%	51		0	Y		N	12/2025		
Exc Award (06/30/2016, 06/30/2017)																
47632	BOMBAY BANDRA RECLAMATION	06/30/1987	Active	18	0	2	-10.00%	21	7	3	Y		N	12/2025		
Exc Award (06/30/2024)																
29239	BOMBAY BORIVILI EAST MAHARASH	04/26/1974	Active(2)	22	0	0	0.00%	11		8	Y	2	N	12/2024		
26130	BOMBAY EAST BANDRA	10/12/1968	Active	7	1	2	-12.50%	12	13	0	N	2	R	08/2023		
50780	BOMBAY FOUR BUNGALOWS	06/27/1990	Active	12	3	2	9.09%	8	3	0	Y	2	N	10/2022	90+ Days	




Club Health Assessment for District 3231A3 through December 2025

			Status	Membership						Reports				Finance	LCIF	
Club Number	Club Name	Charter Date	Times in Status Quo in Past 2 Years	Current Member Count **	YTD Members Added	YTD Members Dropped	YTD Net Growth% ***	Member Count 1 Year Ago	Dropped Members Avg.Length of Service	Months Since Membership Update	Current Officers Reported ****	Current President Repeated Term	VP Reported *****	Last Date Reported Service (mm/yyyy)	Account Balance	YTD Donations
46257	BOMBAY GOKULDHAM YASHODHAM Exc Award (06/30/2016, 06/30/2018)	05/23/1986	Active	59	3	7	-6.35%	65	3	0	Y		N	11/2025	90+ Days	\$444.64
26129	BOMBAY GOREGAON	03/20/1964	Active(1)	15	1	1	0.00%	15	4	0	Y		N	09/2024		
26132	BOMBAY J B NAGAR Exc Award (06/30/2017)	10/15/1971	Active	12	0	1	-7.69%	13	46	4	Y	5	R	10/2024		
26133	BOMBAY JOGESHWARI-MAJ Exc Award (06/30/2017)	10/12/1972	Active(1)	7	0	0	0.00%	8		6	Y		N	10/2022		
57320	BOMBAY JUHU BEACH	09/05/1995	Active	16	0	2	-11.11%	16	0	5	Y	2	R	01/2024		
56109	BOMBAY JUHU-GULMOHAR Exc Award (06/30/2021)	09/22/1994	Active	40	4	0	11.11%	36		4	Y	2		10/2025		
26135	BOMBAY KALINA Exc Award (06/30/2024)	07/11/1973	Active	24	6	2	20.00%	25	5	0	Y		N	10/2025		\$159.46
26160	BOMBAY KANDIVILI Exc Award (06/30/2022)	09/25/1973	Active(2)	22	8	4	22.22%	18	11	0	Y	2	N	10/2025		
28075	BOMBAY KANDIVLI EAST Exc Award (06/30/2016, 06/30/2022)	02/22/1974	Active	15	4	0	36.36%	12		1	Y		R	10/2025	90+ Days	
54795	BOMBAY KHAR NORTH	07/27/1993	Active	17	0	0	0.00%	28		6	Y	2	R	10/2023		
45829	BOMBAY LINK ROAD MALAVANI Exc Award (06/30/2018, 06/30/2022)	02/21/1986	Active	14	1	0	7.69%	12		5	Y		R	11/2025		\$60.06
58129	BOMBAY LOKHANDWALA TOWNSHIP Exc Award (06/30/2017, 06/30/2023)	04/15/1996	Active	44	2	0	4.76%	41		0	Y		N	12/2025		\$75,651.76
55850	BOMBAY MALAD DINDOSHI Exc Award (06/30/2021, 06/30/2022, 06/30/2024)	06/21/1994	Active	20	0	2	-9.09%	21	18	0	Y		N	01/2025		
29936	BOMBAY MALAD EAST	11/04/1974	Active	37	0	0	0.00%	37		13	Y	2	R	10/2025		
45227	BOMBAY MALAD MARVE Exc Award (06/30/2016, 06/30/2017, 06/30/2021, 06/30/2024)	06/30/1985	Active	101	2	1	1.00%	95	31	0	Y		N	12/2025		\$6,127.44
26138	BOMBAY MAROL Exc Award (06/30/2016)	07/07/1971	Active	101	35	7	38.36%	72	7	0	Y		N	12/2025	90+ Days	\$4,991.15
62054	BOMBAY MILLENNIUM Exc Award (06/30/2017, 06/30/2024)	06/08/1999	Active	80	5	1	5.26%	81	25	4	Y		N	10/2025	90+ Days	\$4,003.72



Club Health Assessment for District 3231A3 through December 2025

			Status	Membership						Reports				Finance	LCIF	
Club Number	Club Name	Charter Date	Times in Status Quo in Past 2 Years	Current Member Count **	YTD Members Added	YTD Members Dropped	YTD Net Growth% ***	Member Count 1 Year Ago	Dropped Members Avg.Length of Service	Months Since Membership Update	Current Officers Reported ****	Current President Repeated Term	VP Reported *****	Last Date Reported Service (mm/yyyy)	Account Balance	YTD Donations
26141	BOMBAY NORTH BOMBAY	11/28/1956	Active	55	2	2	0.00%	58	37	1	Y		N	12/2025	90+ Days	
Exc Award (06/30/2017, 06/30/2022)																
52432	BOMBAY OSHIWARA CRESCENT	01/26/1992	Active	59	3	3	0.00%	60	12	0	Y		N	09/2024		\$1,000.93
Exc Award (06/30/2017, 06/30/2018, 06/30/2021, 06/30/2022, 06/30/2023, 06/30/2024)																
43049	BOMBAY SEASIDE WEST	09/12/1983	Active(1)	13	0	1	-7.14%	14	23	0	Y		R	10/2025		
Exc Award (06/30/2016)																
53572	BOMBAY SEVEN BUNGALOWS	08/03/1992	Active	48	1	0	2.13%	41		0	Y	2	N	08/2025		
Exc Award (06/30/2017)																
28215	BOMBAY VERSOVA	03/21/1974	Active	23	1	1	0.00%	24	8	0	Y	3	N	10/2025		
Exc Award (06/30/2018)																
54017	BOMBAY VIJAY NAGAR	01/26/1993	Active	63	13	0	26.00%	50		2	Y		N	12/2025	\$1,000.00	
26143	BOMBAY VILE PARLE EA	07/12/1972	Active	53	26	0	96.30%	33		1	Y		N	10/2025	\$20.00	
51855	BOMBAY VILE PARLE WEST	06/25/1991	Active	154	12	5	4.76%	156	9	0	Y		N	02/2025		
Exc Award (06/30/2023)																
47373	BOMBAY WEST	05/22/1987	Active	71	1	0	1.43%	70		1	Y	2	N	12/2025	\$1,000.93	
Exc Award (06/30/2016, 06/30/2023)																
45740	BOMBAY WILLINGDON CRESCENT	01/21/1986	Active	94	16	13	3.30%	93	9	0	Y		N	12/2025		
Exc Award (06/30/2021, 06/30/2024)																
52003	BOMBAY YOGI NAGAR	09/09/1991	Active	75	2	2	0.00%	77	20	0	Y		N	09/2024		
Exc Award (06/30/2016, 06/30/2018)																
103788	BORDI	10/10/2008	Active	33	3	0	10.00%	29		5	Y	2	R	08/2025		
26151	BORIVILI-WEST L C	09/25/1973	Active	52	8	5	6.12%	50	6	3	Y		N	10/2025		
Exc Award (06/30/2022, 06/30/2024)																
106493	CHINCHANI TARAPUR	08/31/2009	Active(1)	20	1	0	5.26%	19		3	Y	2	R	10/2025		
Exc Award (06/30/2024)																
26154	DAHANU	04/07/1970	Active(1)	82	7	0	9.33%	69		4	Y		N	08/2025		
26155	DAHISAR	11/26/1962	Active	39	1	2	-2.50%	39	4	2	Y		N	10/2025	\$1,130.26	
Exc Award (06/30/2016, 06/30/2019, 06/30/2021)																
26158	JUHU	05/18/1959	Active	172	6	0	3.61%	170		0	Y		N	12/2025	\$550.47	



Club Health Assessment for District 3231A3 through December 2025

			Status	Membership						Reports				Finance		LCIF
Club Number	Club Name	Charter Date	Times in Status Quo in Past 2 Years	Current Member Count **	YTD Members Added	YTD Members Dropped	YTD Net Growth% ***	Member Count 1 Year Ago	Dropped Members Avg.Length of Service	Months Since Membership Update	Current Officers Reported ****	Current President Repeated Term	VP Reported *****	Last Date Reported Service (mm/yyyy)	Account Balance	YTD Donations
Exc Award (06/30/2016, 06/30/2017, 06/30/2018, 06/30/2023)																
105872	KANDIVLI WESTERN EXPRESS	06/22/2009	Active	38	1	1	0.00%	44	8	3	Y		N	10/2025		
Exc Award (06/30/2016, 06/30/2017, 06/30/2018, 06/30/2019, 06/30/2021, 06/30/2022, 06/30/2023)																
88914	KELVE	06/15/2005	Active	41	7	0	20.59%	37		3	Y		N	10/2025		
104613	MAHIM SHANTINIKETAN	02/02/2009	Active	11	0	0	0.00%	13		2	Y		N	01/2025		
26164	MALAD BORIVLI	09/26/1959	Active	299	26	10	5.65%	287	5	0	Y		N	10/2025		\$1,501.40
Exc Award (06/30/2016, 06/30/2019, 06/30/2022, 06/30/2023)																
118787	MIRA-BHAYANDAR GALAXY	04/16/2013	Active(2)	20	25	21	25.00%	19	3	0	Y	2	N	09/2025		
Exc Award (06/30/2016, 06/30/2018, 06/30/2022)																
105574	MUMBAI BEACH HEAVEN	05/27/2009	Active	5	0	0	0.00%	5		15	Y	2	N	12/2025		\$100.09
Exc Award (06/30/2019, 06/30/2022)																
135055	Mumbai Smiles	06/06/2018	Active	4	2	0	100.00%	2		0	N	5		04/2023		
145888	Mumbai Aabeer	04/08/2021	Cancelled(6*)	0	0	0	0.00%	10		6	N	None		01/2024		
88983	MUMBAI ACTION	07/26/2005	Active	13	0	0	0.00%	13		9	Y	2	N	10/2024	90+ Days	
142595	Mumbai Angels	08/12/2020	Active	17	6	0	54.55%	11		5	Y		N	12/2025		
Exc Award (06/30/2021, 06/30/2022, 06/30/2023)																
89111	MUMBAI BANDRA KHAR	08/16/2005	Active	50	8	1	16.28%	39	0	0	Y		N	12/2025		\$20.02
Exc Award (06/30/2016, 06/30/2019, 06/30/2022, 06/30/2023)																
133626	Mumbai Bharat ICON	01/15/2018	Active	16	0	0	0.00%	19		4	Y		N	02/2025		
63432	MUMBAI CARTER ROAD	06/30/2000	Active	54	4	4	0.00%	59	16	2	Y		N	12/2025		\$2,000.00
Exc Award (06/30/2017, 06/30/2022)																
131905	Mumbai Champs	07/10/2017	Active	36	0	0	0.00%	41		6	Y		N	10/2025		
Exc Award (06/30/2022)																
132148	Mumbai Chhatrapati	07/10/2017	Active	54	6	0	12.50%	23		4	Y		R	10/2025		\$512.10
Exc Award (06/30/2023)																
122906	Mumbai Corporate	08/08/2014	Active(2)	8	0	0	0.00%	10		6	Y	2		10/2022		
128507	Mumbai Cosmic Pride	08/04/2016	Active	26	4	0	18.18%	25		4	Y		N	10/2025		
Exc Award (06/30/2018)																



Club Health Assessment for District 3231A3 through December 2025

			Status	Membership						Reports				Finance		LCIF
Club Number	Club Name	Charter Date	Times in Status Quo in Past 2 Years	Current Member Count **	YTD Members Added	YTD Members Dropped	YTD Net Growth% ***	Member Count 1 Year Ago	Dropped Members Avg.Length of Service	Months Since Membership Update	Current Officers Reported ****	Current President Repeated Term	VP Reported *****	Last Date Reported Service (mm/yyyy)	Account Balance	YTD Donations
132982	Mumbai Den	10/25/2017	Active(1)	12	0	0	0.00%	18		7	Y		N	10/2023	90+ Days	\$2,001.86
125506	Mumbai Entrepreneurs	07/24/2015	Active(1)	20	1	0	5.26%	27		4	Y		N	10/2023		
	Exc Award (06/30/2024)															
131950	Mumbai Game Changer	07/10/2017	Active(1)	5	0	0	0.00%	5		30	N	None		12/2022		
111675	MUMBAI HERITAGE GALAXY	07/19/2011	Active	158	1	0	0.64%	258		0	Y		N	11/2025		
	Exc Award (06/30/2016, 06/30/2017, 06/30/2018, 06/30/2020, 06/30/2021)															
135156	Mumbai Indians	06/13/2018	Active	16	0	0	0.00%	16		6	Y			10/2022		
125327	Mumbai Island	07/08/2015	Active	6	0	0	0.00%	6		19	Y	11	R	10/2022		
154663	Mumbai Kandivali Industrial Estate	06/13/2023	Active	10	0	0	0.00%	10		12	Y	2				
61144	MUMBAI LOKHANDWALA GALAXY	09/22/1998	Active(1)	5	0	0	0.00%	5		7	N	None		07/2022		
130991	Mumbai Lokhandwala Regina	05/22/2017	Active	10	1	0	11.11%	20		5	Y		N	10/2025		
151293	Mumbai Magic	06/15/2022	Active	17	11	3	88.89%	14	2	1	N		N	04/2025		
	Exc Award (06/30/2022)															
66906	MUMBAI MAHASAGAR	11/22/2002	Active	32	0	0	0.00%	34		6	Y	2	R	06/2025		
	Exc Award (06/30/2016, 06/30/2019, 06/30/2023)															
107677	MUMBAI MAHAVIR NAGAR	02/25/2010	Active	91	10	2	9.64%	85	2	0	Y		N	12/2025		\$1,901.78
	Exc Award (06/30/2016, 06/30/2017, 06/30/2018, 06/30/2021, 06/30/2022, 06/30/2024)															
132782	Mumbai Matrix	10/04/2017	Active(2)	7	0	0	0.00%	11		6	Y		R	10/2024		
	Exc Award (06/30/2018)															
128208	Mumbai Metro	07/05/2016	Active	40	9	2	21.21%	34	1	0	Y		R	10/2025		
	Exc Award (06/30/2021, 06/30/2023)															
122752	Mumbai Mira Diamond	07/14/2014	Active(3)	9	0	0	0.00%	11		5	Y		R	05/2025		
99010	MUMBAI NAGARI	04/03/2007	Active(1)	23	0	0	0.00%	23		6	Y		N	09/2024		
112054	MUMBAI NORTH WEST	08/16/2011	Cancelled(6*)	0	0	1	-100.00%	1	40	12	N	None		07/2022		
67046	MUMBAI OYSTER	12/11/2002	Active	28	2	0	7.69%	22		2	Y		N	12/2025		\$4,151.07
	Exc Award (06/30/2016, 06/30/2017, 06/30/2018, 06/30/2019)															
138508	Mumbai Platinum	06/05/2019	Active	35	3	3	0.00%	34	7	0	Y		N	06/2025		



Club Health Assessment for District 3231A3 through December 2025

			Status	Membership						Reports				Finance	LCIF	
Club Number	Club Name	Charter Date	Times in Status Quo in Past 2 Years	Current Member Count **	YTD Members Added	YTD Members Dropped	YTD Net Growth% ***	Member Count 1 Year Ago	Dropped Members Avg.Length of Service	Months Since Membership Update	Current Officers Reported ****	Current President Repeated Term	VP Reported *****	Last Date Reported Service (mm/yyyy)	Account Balance	YTD Donations
122882	Mumbai Pride	08/04/2014	Active	30	0	0	0.00%	28		3	Y		N	07/2025		
	Exc Award (06/30/2018)															
132358	Mumbai Rana	08/03/2017	Active	34	2	0	6.25%	35		5	N		N	08/2024	90+ Days	
	Exc Award (06/30/2018, 06/30/2019, 06/30/2020, 06/30/2021, 06/30/2022, 06/30/2023)															
131738	Mumbai Rejoice	07/10/2017	Active	45	5	0	12.50%	41		5	Y		N	10/2025		\$4,003.73
	Exc Award (06/30/2018, 06/30/2022, 06/30/2023, 06/30/2024)															
138097	Mumbai Royal Palms	04/25/2019	Active	20	2	0	11.11%	19		2	Y		N	10/2025		
146387	Mumbai Ruby	06/10/2021	Active(1)	13	0	11	-45.83%	26	4	0	Y			01/2025		
	Exc Award (06/30/2024)															
135327	Mumbai Samata	06/20/2018	Cancelled(8*)	0	0	13	-100.00%	14	18	0	N	None		11/2024	90+ Days	
148187	Mumbai Samruddhi	09/02/2021	Active(1)	27	8	3	22.73%	18	2	0	Y		N	08/2025		
	Exc Award (06/30/2022)															
149046	Mumbai Sanskruti	11/19/2021	Active	11	0	1	-8.33%	12	1	0	Y		N	10/2025	90+ Days	
121113	Mumbai Santacruz East	01/10/2014	Active	17	0	0	0.00%	18		6	Y	2	N	07/2022		
134053	Mumbai Seva	03/05/2018	Active(1)	10	0	0	0.00%	10		6	Y		IP	06/2023		
	Exc Award (06/30/2023)															
123117	Mumbai Shining	09/15/2014	Active	17	0	0	0.00%	17		7	Y		N	10/2024		
	Exc Award (06/30/2016)															
64654	MUMBAI SOL	08/22/2001	Active	150	16	13	2.04%	124	2	0	Y		N	12/2025		\$4,165.89
	Exc Award (06/30/2017, 06/30/2021, 06/30/2023, 06/30/2024)															
122774	Mumbai Solitaire	07/16/2014	Active(1)	17	5	2	21.43%	11	3	1	Y		N	01/2024		
	Exc Award (06/30/2016)															
119719	Mumbai Star	06/20/2013	Active	51	7	0	15.91%	41		0	Y		N	12/2025		
	Exc Award (06/30/2018, 06/30/2021, 06/30/2022, 06/30/2024)															
133013	Mumbai Statesmen	10/30/2017	Active(1)	40	7	2	14.29%	36	4	4	Y		R	10/2025		
	Exc Award (06/30/2021, 06/30/2022, 06/30/2024)															
138717	Mumbai Udaan	06/20/2019	Active(2)	11	0	3	-21.43%	11	5	0	Y		N	10/2024		
143412	Mumbai Vikas	10/26/2020	Active	43	0	0	0.00%	43		0	Y		R	12/2025		\$1,246.04
	Exc Award (06/30/2021, 06/30/2023)															



Club Health Assessment for District 3231A3 through December 2025

			Status	Membership						Reports				Finance		LCIF
Club Number	Club Name	Charter Date	Times in Status Quo in Past 2 Years	Current Member Count **	YTD Members Added	YTD Members Dropped	YTD Net Growth***	Member Count 1 Year Ago	Dropped Members Avg.Length of Service	Months Since Membership Update	Current Officers Reported ****	Current President Repeated Term	VP Reported *****	Last Date Reported Service (mm/yyyy)	Account Balance	YTD Donations
77720	MUMBAI WESTERN	12/22/2003	Active	318	2	19	-5.07%	325	6	0	Y		N	10/2025		\$1,050.93
	Exc Award (06/30/2018, 06/30/2022, 06/30/2023)															
64301	MUMBAI WESTERN STAR	05/14/2001	Active	36	15	0	71.43%	21		4	N		R	06/2025		
	Exc Award (06/30/2018)															
111310	MUMBAI WESTERN SUBURBS	06/09/2011	Active(2)	51	1	1	0.00%	51	5	0	Y		N	10/2025		\$20.02
	Exc Award (06/30/2016, 06/30/2017, 06/30/2018, 06/30/2021, 06/30/2022, 06/30/2023)															
144374	Mumbai Young Achievers	12/31/2020	Active(1)	39	0	0	0.00%	39		1	Y		N	10/2023		
128364	Mumbai Yuva	07/22/2016	Active	6	0	0	0.00%	6		7	Y	7	R	07/2022		
48856	NAVGHAR VASAI ROAD	08/01/1988	Active	9	0	0	0.00%	9		8	Y	6	R	10/2022		
29434	PALGHAR	05/29/1974	Active	61	12	0	24.49%	48		0	Y		R	10/2025		
	Exc Award (06/30/2017)															
83079	SAPHALE	06/30/2004	Active	61	9	2	12.96%	52	1	3	Y		N	12/2025		\$3,500.47
	Exc Award (06/30/2024)															
37009	TARAPUR	04/23/1979	Active	137	18	2	13.22%	126	1	0	Y		N	10/2025		
	Exc Award (06/30/2016, 06/30/2017, 06/30/2018, 06/30/2019, 06/30/2023, 06/30/2024)															
32473	VASAI	06/22/1976	Active	49	0	12	-19.67%	48	4	0	Y		N	11/2025		
147353	Vasai Bharari	07/02/2021	Active	20	6	3	17.65%	20	1	0	Y		N	10/2025		
	Exc Award (06/30/2022, 06/30/2023)															
151294	Vasai Dreams	06/14/2022	Active(1)	15	3	1	15.38%	17	3	3	Y		N	09/2024		
119936	Vasai Pearls	07/12/2013	Active	38	6	3	8.57%	39	9	0	Y		R	10/2024		
	Exc Award (06/30/2016, 06/30/2021)															
56135	VASAI ROAD MANICKPUR	10/04/1994	Active(1)	16	0	0	0.00%	18		5	N	None		08/2022		
154821	Vasai Suvidha	06/19/2023	Active	19	11	3	72.73%	14	1	0	Y		N	10/2025		
84995	VASAI UNIQUE	03/08/2005	Active(2)	44	13	3	29.41%	40	0	0	Y		N	11/2025		
	Exc Award (06/30/2022)															
146818	Virar Vikas	06/19/2021	Active	31	2	2	0.00%	33	3	0	Y		N	12/2025		
	Exc Award (06/30/2022, 06/30/2023)															



Club Health Assessment for District 3231A3 through December 2025

INTERNATIONAL

Club Number	Club Name	Charter Date	Status	Membership					Reports					Finance	LCIF
			Times in Status Quo in Past 2 Years	Current Member Count **	YTD Members Added	YTD Members Dropped	YTD Net Growth% ***	Member Count 1 Year Ago	Dropped Members Avg.Length of Service	Months Since Membership Update	Current Officers Reported ****	Current President Repeated Term	VP Reported *****	Last Date Reported Service (mm/yyyy)	Account Balance

Clubs Cancelled Previous Fiscal Year – Clubs Cancelled within last 12 months may be reinstated

Club Number	Club Name	Charter Date	Current Status*	Cancellation Date
35649	BOMBAY KHERNAGAR	05/08/1978	Cancelled(6*)	03/29/2025
117415	MUMBAI AADHAR	07/12/2012	Cancelled(6*)	05/29/2025
155763	Mumbai Champions	09/18/2023	Cancelled(8*)	06/29/2025
156034	Mumbai Chandrayaan	09/26/2023	Cancelled(8*)	12/30/2024
144381	Mumbai Chartered	12/23/2020	Cancelled(6*)	08/29/2024
131416	Mumbai Image	06/15/2017	Cancelled(8*)	01/31/2025
122787	Mumbai Lokhandwala Universe	07/21/2014	Cancelled(8*)	12/30/2024
133691	Mumbai Oshiwara Youth	01/22/2018	Cancelled(6*)	08/29/2024
133056	Mumbai Rising Stars	11/01/2017	Cancelled(8*)	12/30/2024
135268	Mumbai Tulsi	06/19/2018	Cancelled(8*)	12/30/2024
64236	MUMBAI WESTERN LINKS	04/30/2001	Cancelled(6*)	08/29/2024
154186	Mumbai Young Entrepreneur	05/11/2023	Cancelled(8*)	12/30/2024
149095	Virar Unity	11/25/2021	Cancelled(8*)	12/30/2024

Current Total Clubs Count	YTD New Clubs Count	YTD Cancelled Clubs Count	YTD Net Club Gain	Current Total Members Count	YTD Add	YTD Drop	YTD Net Growth	YTD Net Growth %	Member Count 12 Months Ago	Average Member Count Per Club	% of Clubs with less than 20 members	% No Officer Report in 12 Months	% of Clubs with balance 90+ days	Number of Clubs in Status Quo	% Status Quo Clubs in Financial Suspension	Number of Cancelled Clubs	Average Cancelled Club Age	Members Lost Due to Cancellation	% of Clubs Cancelled for Non-Financial Reasons
121	5	3	2	4,928	599	227	372	8.17%	4,585	41	36%	2%	11%	0	0%	3	53	14	-200%

* - P - Priority Club. Cancellation Reasons: 1-Objectives/conduct, 2-Non-active club, 5-Non-existing club, 6-Disbanding, 7-Merger, 8-Financial Suspension, 9-District/Multiple District Dues.

** Red denotes below 15 active members.

*** Red denotes 20% + loss.

**** Y - all 3 (President, Secretary, Treasurer) club officers reported, N - not all 3 reported.

***** Abbreviation: N-New, IP-Immediate Past, R-Repeat.




Club Health Assessment for District 3231A4 through December 2025

			Status	Membership						Reports				Finance	LCIF	
Club Number	Club Name	Charter Date	Times in Status Quo in Past 2 Years	Current Member Count **	YTD Members Added	YTD Members Dropped	YTD Net Growth% ***	Member Count 1 Year Ago	Dropped Members Avg.Length of Service	Months Since Membership Update	Current Officers Reported ****	Current President Repeated Term	VP Reported *****	Last Date Reported Service (mm/yyyy)	Account Balance	YTD Donations
Clubs less than two years old																
186193	Mangaon	07/07/2025	Active	20	20	0	100.00%	0		0	Y		N			
186188	Navi Mumbai Ghansoli	07/08/2025	Active	22	22	0	100.00%	0		2	Y		N	12/2025		
182262	Navi Mumbai Kharghar Virtual	06/20/2025	Active(1)	13	0	7	-35.00%	0	1	0	Y	2				
191364	Navi Mumbai Koperkhairane	12/05/2025	Newly Chartered	21	21	0	100.00%	0		0	Y		N			
174099	Navi Mumbai Palm Beach Elite	09/03/2024	Active	25	0	0	0.00%	20		6	Y	2	R	09/2025		
181496	Navi Mumbai Platinum	03/24/2025	Active	47	0	0	0.00%	0		5	Y		R	10/2025		
178965	Neral Stars	10/01/2024	Active	20	0	0	0.00%	20		14	N	None				
178980	Uran Gold	03/19/2025	Active	26	4	0	18.18%	0		0	Y	2	R			
180242	Uran Veer Wajekar College Campus	01/28/2025	Active	22	0	0	0.00%	0		11	N	None				
Clubs more than two years old																
135679	Airoli Symphony	07/16/2018	Cancelled(8*)	0	0	55	-100.00%	37	4	0	N	None		10/2024	90+ Days	
29433	ALIBAG Exc Award (06/30/2021)	05/30/1974	Active	117	18	0	18.18%	104		0	Y		N	12/2025		\$1,391.60
129142	Alibag Diamond Exc Award (06/30/2022)	11/14/2016	Active	49	2	0	4.26%	48		0	Y		N	12/2025		\$2,064.20
111328	ALIBAG MANDWA Exc Award (06/30/2021)	06/09/2011	Active	81	12	0	17.39%	70		5	Y		N	12/2025		
150781	Alibag Nagaon	06/09/2022	Active	28	5	5	0.00%	22	2	0	Y		N	03/2025		\$1,005.94
117117	ALIBAG POYNAD Exc Award (06/30/2021)	06/08/2012	Active	48	7	0	17.07%	45		4	Y		N	10/2025		\$465.55
150531	Dronagiri Exc Award (06/30/2023)	04/20/2022	Active	9	0	4	-30.77%	18	3	1	N		N	10/2025	90+ Days	
148231	Karjat Diamond	10/06/2021	P- Active	2	2	0	100.00%	18		3	N			04/2025	90+ Days	
150454	Karjat Gold	05/25/2022	Cancelled(8*)	0	0	6	-100.00%	9	3	0	N	None		09/2025	90+ Days	
155596	Khalapur	08/21/2023	Active(1)	15	3	0	25.00%	13		5	Y		N	12/2025		
58162	KHARGHAR	04/15/1996	Active	33	0	13	-28.26%	40	1	0	Y	2	N	11/2024		
26161	KHOPOLI	07/07/1971	Active	88	3	0	3.53%	83		5	Y		N	12/2025		\$515.05




Club Health Assessment for District 3231A4 through December 2025

			Status	Membership						Reports				Finance	LCIF	
Club Number	Club Name	Charter Date	Times in Status Quo in Past 2 Years	Current Member Count **	YTD Members Added	YTD Members Dropped	YTD Net Growth% ***	Member Count 1 Year Ago	Dropped Members Avg.Length of Service	Months Since Membership Update	Current Officers Reported ****	Current President Repeated Term	VP Reported *****	Last Date Reported Service (mm/yyyy)	Account Balance	YTD Donations
Exc Award (06/30/2016)																
146942	Kolad Roha	07/02/2021	Active	30	2	0	7.14%	33		4	Y		N	12/2025		\$104.75
30033	MAHAD	12/10/1974	Active	30	0	8	-21.05%	29	1	1	Y		N	12/2025		
155433	Murud Janjira	12/22/2023	Active	20	8	0	66.67%	14		5	Y		N	11/2025		
56196	NAGOTHANE	10/26/1994	Active	32	2	4	-5.88%	34	5	5	Y		N	12/2025		
Exc Award (06/30/2021)																
142402	Navi Mumbai Agri Koli	08/06/2020	Active	57	7	3	7.55%	52	2	1	Y		N	07/2025		\$1,204.61
Exc Award (06/30/2025)																
58237	NAVI MUMBAI APMC	05/07/1996	Active	17	3	7	-19.05%	27	5	4	Y			10/2025		\$200.00
128277	Navi Mumbai Centenary Steel Market	07/21/2016	Cancelled(8*)	0	0	30	-100.00%	22	3	0	N	None		06/2025	90+ Days	
122220	Navi Mumbai Champions	05/16/2014	Active	36	3	3	0.00%	35	3	0	Y		N	10/2025		
77693	NAVI MUMBAI DIAMONDS	10/07/2003	Cancelled(8*)	0	0	75	-100.00%	16	2	6	N	None		12/2024	90+ Days	
137060	Navi Mumbai KBP College Campus	05/23/2019	Status Quo(2)	23	10	1	64.29%	19	2	5	Y		N	10/2023	90+ Days	
132850	Navi Mumbai Kharghar Kopra	10/12/2017	Active	58	9	11	-3.33%	65	1	0	Y		N	12/2025		\$1,361.73
Exc Award (06/30/2022, 06/30/2023)																
133702	Navi Mumbai Koperkhairne Jewels	03/16/2018	Active	20	0	0	0.00%	18		8	Y	3	N	11/2024		
61097	NAVI MUMBAI N R I	08/24/1998	Active	26	2	0	8.33%	24		0	Y	2	N	10/2025		\$101.49
Exc Award (06/30/2017, 06/30/2020)																
101457	NAVI MUMBAI PALM BEACH OCEANIC	03/12/2008	Active	25	5	1	19.05%	22	26	0	Y		N	10/2025		\$200.00
133273	Navi Mumbai Samannay	11/29/2017	Active	34	12	2	41.67%	30	0	5	Y		N	04/2024		\$1,018.39
149035	Navi Mumbai Samannay Saathi	01/24/2022	Active(1)	18	7	0	63.64%	0		4	Y		N	10/2023		
142121	Navi Mumbai Seawoods Emeralds	07/08/2020	Active	24	4	0	20.00%	26		2	Y		N	10/2024		
Exc Award (06/30/2021, 06/30/2023)																
155597	Navi Mumbai Stars	11/24/2023	Active(2)	9	0	3	-25.00%	12	2	0	Y		N			
130209	Navi Mumbai Vashi Ruby	02/22/2017	Active	15	2	0	15.38%	13		0	Y		R	12/2025		\$884.31
155429	Navi Mumbai Women Warriors	08/08/2023	Cancelled(8*)	0	0	74	-100.00%	10	2	6	N	None		03/2025	90+ Days	
47011	NERUL	03/03/1987	Active	44	5	2	7.32%	44	1	0	Y		R	12/2025		\$201.44
Exc Award (06/30/2019, 06/30/2020, 06/30/2021)																



Club Health Assessment for District 3231A4 through December 2025

			Status	Membership						Reports				Finance	LCIF	
Club Number	Club Name	Charter Date	Times in Status Quo in Past 2 Years	Current Member Count **	YTD Members Added	YTD Members Dropped	YTD Net Growth% ***	Member Count 1 Year Ago	Dropped Members Avg.Length of Service	Months Since Membership Update	Current Officers Reported ****	Current President Repeated Term	VP Reported *****	Last Date Reported Service (mm/yyyy)	Account Balance	YTD Donations
50105	New Bombay Airoli	01/05/1990	Active	41	5	1	10.81%	40	6	0	Y		N	12/2025		\$2,038.74
Exc Award (06/30/2021, 06/30/2022)																
45830	NEW BOMBAY C B D	02/05/1986	Active	47	12	5	17.50%	41	4	0	Y		N	12/2025		\$204.84
Exc Award (06/30/2016, 06/30/2019)																
51252	NEW BOMBAY TURBHE	01/22/1991	Active	35	2	5	-7.89%	45	10	0	Y		N	12/2025		\$203.89
28076	NEW BOMBAY VASHI	02/26/1974	Active	123	10	3	6.03%	122	10	0	Y	2	R	12/2025		
Exc Award (06/30/2018, 06/30/2019, 06/30/2021, 06/30/2022)																
96690	NEW MUMBAI KAMOTHE	03/21/2006	Active	14	7	6	7.69%	17	1	0	Y		N	10/2025		
Exc Award (06/30/2022)																
68855	NEW PANVEL	05/22/2003	Active(1)	27	0	0	0.00%	24		7	Y		N	08/2023		
44127	NEW PANVEL STEEL TOWN	06/20/1984	Active	63	1	8	-10.00%	69	4	0	Y		N	12/2025	\$1,047.49	
Exc Award (06/30/2019, 06/30/2022, 06/30/2024, 06/30/2025)																
26167	PANVEL	01/09/1965	Active	55	9	13	-6.78%	57	9	0	Y		N	12/2025	\$206.62	
Exc Award (06/30/2019, 06/30/2022, 06/30/2024, 06/30/2025)																
147263	Panvel Medicus Virtute	07/02/2021	Active(1)	4	0	0	0.00%	3		7	Y	2	R	09/2025		
142182	Panvel Ratna	07/10/2020	Active	19	6	4	11.76%	25	3	0	Y	2	N	12/2025		
146941	Panvel Royal Pride	07/02/2021	Active(2)	9	0	0	0.00%	9		5	Y		IP	09/2025	\$102.42	
154211	Panvel Sargam	05/12/2023	Active	24	2	0	9.09%	24		5	Y		R	12/2025		
Exc Award (06/30/2024)																
144953	Pen Pride	01/25/2021	Active	22	7	4	15.79%	19	4	0	Y		N	10/2025		
151291	Roadpali Solitaire	06/21/2022	Status Quo(1)	5	1	0	25.00%	6		5	Y		IP	09/2025	90+ Days	
30999	ROHA	06/20/1975	Active	57	10	0	21.28%	56		0	Y		N	06/2025		
Exc Award (06/30/2019, 06/30/2020, 06/30/2021)																
128608	Shribag Centennial	08/24/2016	Active	36	1	11	-21.74%	38	1	0	Y		N	12/2025		
Exc Award (06/30/2021)																
155581	Taloja Panchnand	11/06/2023	Active(1)	10	0	0	0.00%	11		6	Y			12/2025		
140481	Ulwe Gems	12/26/2019	Active	59	12	0	25.53%	41		0	Y		R	10/2025	\$1,000.93	
Exc Award (06/30/2022, 06/30/2025)																
26171	URAN	01/09/1973	Active	47	5	0	11.90%	47		3	Y		N	12/2025	\$1,201.12	



Club Health Assessment for District 3231A4 through December 2025

INTERNATIONAL

Club Number	Club Name	Charter Date	Status	Membership					Reports				Finance	LCIF	
			Times in Status Quo in Past 2 Years	Current Member Count **	YTD Members Added	YTD Members Dropped	YTD Net Growth% ***	Member Count 1 Year Ago	Dropped Members Avg.Length of Service	Months Since Membership Update	Current Officers Reported ****	Current President Repeated Term	VP Reported *****	Last Date Reported Service (mm/yyyy)	Account Balance
127033	Vashi Gold	03/15/2016	Active	11	0	0	0.00%	12	5	Y	2	N	10/2025		\$20.00
Exc Award (06/30/2020)															
Exc Award (06/30/2022)															

Clubs Cancelled Previous Fiscal Year – Clubs Cancelled within last 12 months may be reinstated

Club Number	Club Name	Charter Date	Current Status*	Cancellation Date
172276	Birwadi MIDC	06/21/2024	Cancelled(8*)	03/29/2025
152145	Ghansoli Eva	10/25/2022	Cancelled(6*)	06/29/2025

Current Total Clubs Count	YTD New Clubs Count	YTD Cancelled Clubs Count	YTD Net Club Gain	Current Total Members Count	YTD Add	YTD Drop	YTD Net Growth	YTD Net Growth %	Member Count 12 Months Ago	Average Member Count Per Club	% of Clubs with less than 20 members	% No Officer Report in 12 Months	% of Clubs with balance 90+ days	Number of Clubs in Status Quo	% Status Quo Clubs in Financial Suspension	Number of Cancelled Clubs	Average Cancelled Club Age	Members Lost Due to Cancellation	% of Clubs Cancelled for Non-Financial Reasons
57	3	5	-2	1,912	290	374	-84	-4.21%	1,798	34	26%	2%	7%	2	100%	5	10	240	-20%

* - P - Priority Club. Cancellation Reasons: 1-Objectives/conduct, 2-Non-active club, 5-Non-existing club, 6-Disbanding, 7-Merger, 8-Financial Suspension, 9-District/Multiple District Dues.

** Red denotes below 15 active members.

*** Red denotes 20% + loss.

**** Y - all 3 (President, Secretary, Treasurer) club officers reported, N - not all 3 reported.

***** Abbreviation: N-New, IP-Immediate Past, R-Repeat.